

GARDENERS WORLD LIVE 2018

“Made in Birmingham”

The Power and the Glory

A Garden Exhibit by Paul Stone

The Power

In the mid 1830's Birmingham became the centre of Grand Junction Railways linking London and Birmingham, and the hub of the national railway. By this point, Birmingham has a highly skilled workforce and had commercial ambitions for the 20th century.

By 1938 there were 240 steam engines in Birmingham – they were small and generated power by hammering, rolling and blowing. By the early 20th century Birmingham expanded even more so, it became the “city of a thousand trades” emerging as a place with the ability to craft and manufacture trade goods. **Tyseley Locomotive Works Trust**, formerly the **Birmingham Railway Museum** is the engineering arm of steam rail tour promoter Vintage Trains based in Birmingham. It occupies part of the former Great Western Railway's Tyseley depot, which was constructed in 1908 as a result of expanding operations in the West Midlands, particularly the opening of the North Warwickshire Line as a new main line from Birmingham to Bristol.

As well as supporting the trust's operating wing Vintage Trains, it is home to an extensive collection of steam engines, ranging from small industrial builds to Great Western Railway 'Castles' and 'Halls', and large ex-mainline diesel engines.

As part of its educational programme the trust's operational arm Vintage Trains runs the Shakespeare Express between Birmingham Snow Hill and Stratford-upon-Avon. Aimed at recreating the feeling of the 1950s holiday trains, it has strong appeal to families. It is increasingly being used by coach and tour operators as a new feature within their programme.

Our Show Garden setting displays a standard gauge Pullman Diner in a rural siding setting, typical of the type of scene the public might enjoy on a journey today.

The Glory

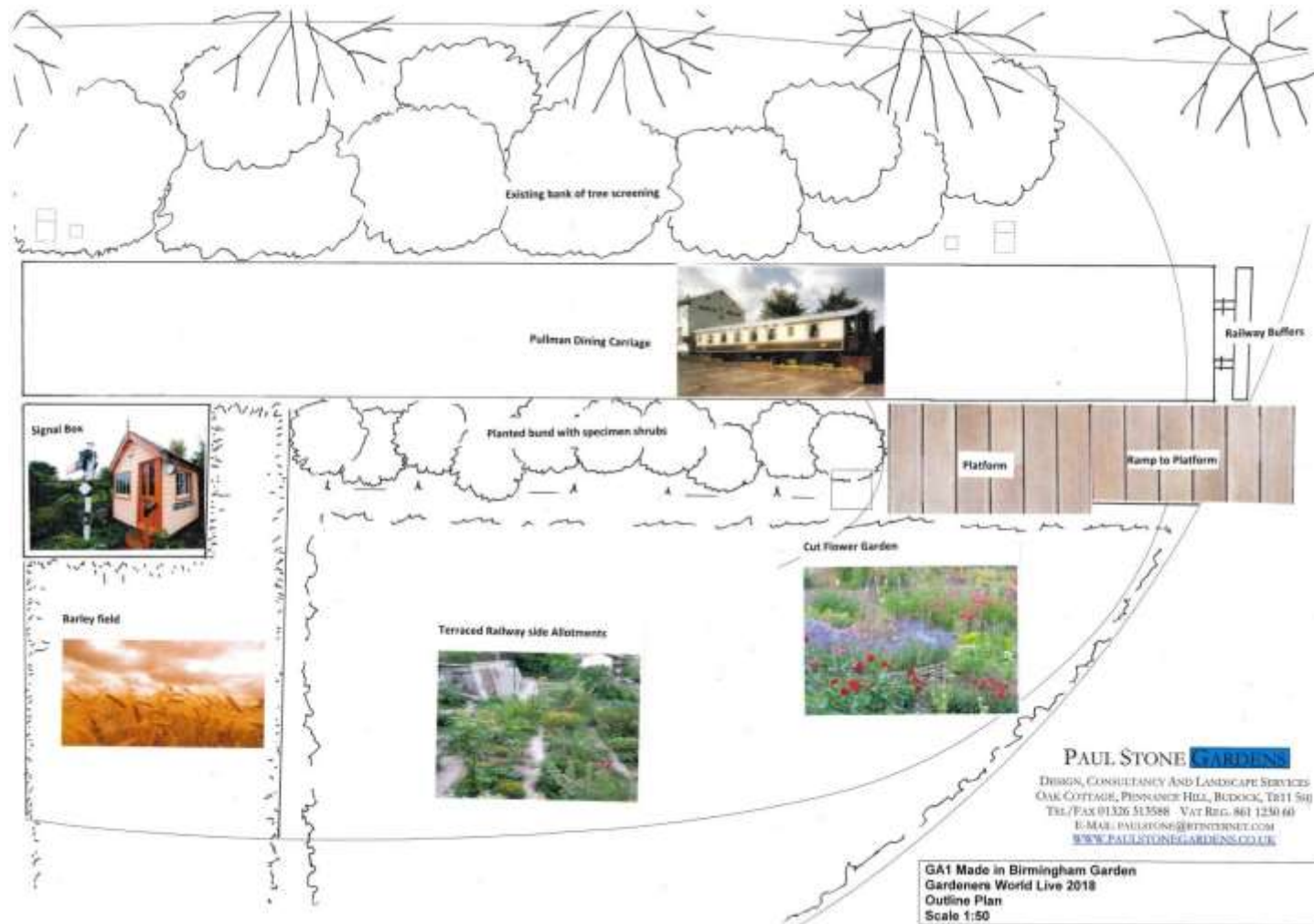
Birmingham is built in the midst of what was once the clearing of the ancient forest of Arden.

Alas, not much of the forest remains now, but Birmingham is nestled amongst some truly stunning countryside that's home to some great towns and villages. Go out of Birmingham and the landscape quickly morphs into a bucolic landscape of rolling fields, ancient oaks and quaint villages, with networks of villages joined by quiet lanes and footpaths, including the traditional home of Britain's scythe making industry at Belbroughton.

The Black Country is notable for small breweries and brewpubs which, unlike most in Britain, continued brewing their own beer alongside larger breweries which opened in the Industrial Revolution. They produce light and dark mild ales, as well as malt-accented bitters and seasonal strong ales.

Our Garden exhibit shows a feast of agricultural produce and urban gardening in allotments alongside the railway setting including barley for brewing and a cut flower garden.

Outline Plan of the Exhibit



This is how the exhibit will look at the Show!





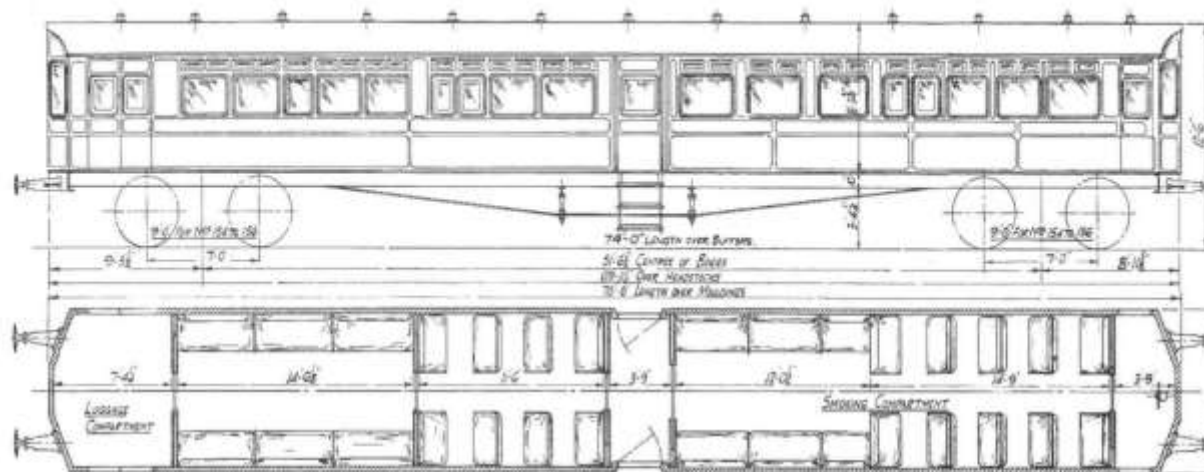
This is the “Eagle” – a fully operational Pullman Dining Carriage



Our Pullman diner will be pulled by
Nr 9600 in full steam!



The Pullman diner is 20m long and nearly 4m tall – it will form the backdrop of the display and will be a fully working kitchen / dining car



TRUCK NO.	WAX	TRUCK NO.	WAX
NO.	NO.	NO.	NO.
149	57	181	54
154	85	182	56
155	87	183	84
156	89	184	95
157	90	185	94
158	99	200	58
		208	86
		189	53

74 SEATS

Customer Library

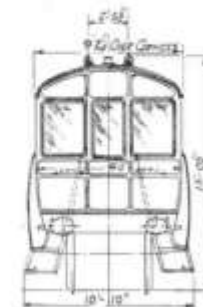
17 SEATS including Emergency Seats

79 SEATS (including 2 Emergency Seats)

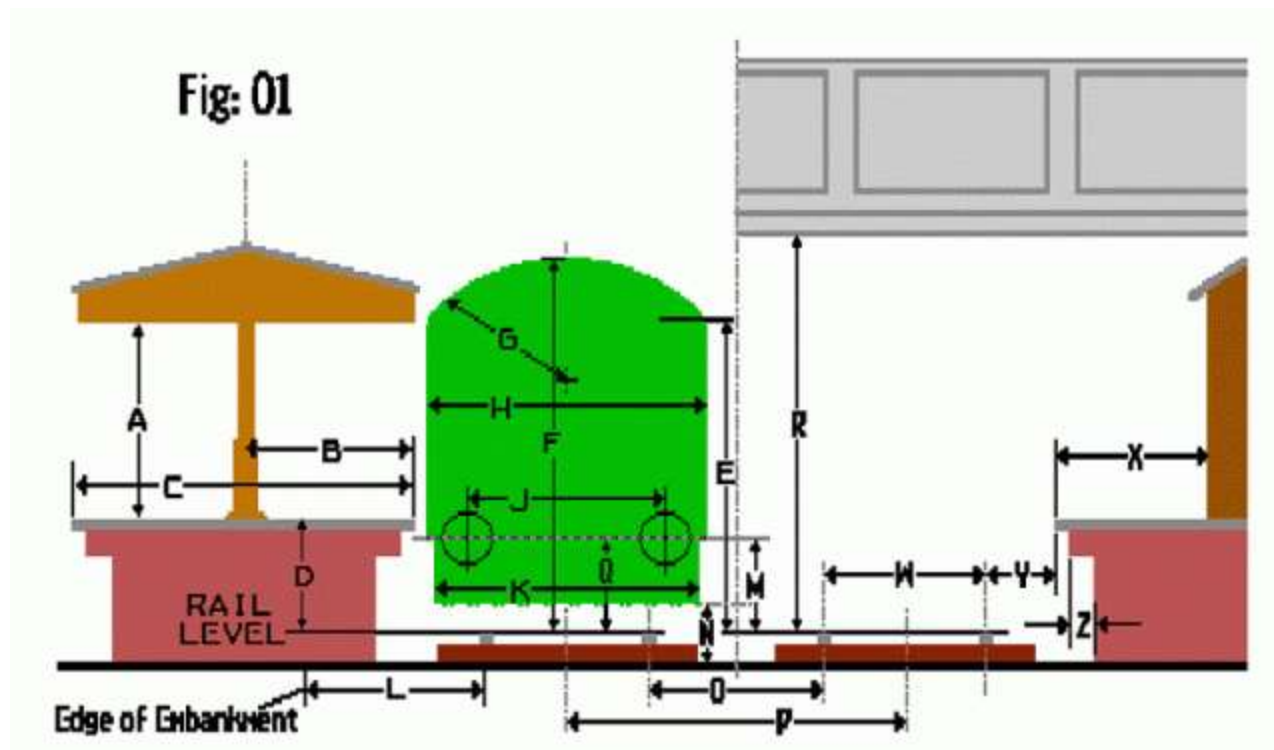
79 - (- 9 - -)

79 - (- 9 - -)

G.W.R.
TRAILER CARRIAGE
SWINDON FEB. 1928
TARE T. G.
32-0



Because of its height the carriage will be sunk 1m into the ground and have a platform alongside for public access



The carriage on its trailer – we will be laying a railway track for it to run on at the show!



On the Railway embankment there is a busy allotment plot growing prize produce!



There will be a very colourful cut flower garden on the railway embankment



Continuing the narrative of the garden a field of barley surrounds the Signal Box and local craft beer is being loaded on the platform!



There may be an opportunity to serve luncheon during the Show?



A steam train will provide an exiting way to travel to Gardeners World Live during the show!

